



# TEAMWORK

— DRAPER PARK MIDDLE SCHOOL —

---

---

**I can identify four skills needed to work as a team.**

---

---

**What is a team?**

**What teams do you belong to?**

---

---



**Other than musical ability, what skills do the band members need to work with others?**



What “teams” are you a part of?



# Why do we need to know how to work as a team?



# Skills that are Needed for a TEAM

1. **D**etermine common goal
2. Be **P**OSITIVE (commit to work together)
3. Others **M**ATTER (be respectful)
4. **S**eek to understand (ask questions, help when needed, look for non-verbal communication)

# Our Team Project

As a team you will try to build the tallest, free standing tower with the Tinker Toys provided.

Towers must stand for 30 seconds--WITHOUT SUPPORT

Must follow instructions, exactly, in order for your team to win.





# Instructions

Teams are teacher determined.

Do NOT take any tinker toys out until told to do so.

When I say “stop”, put your hands in the air.

During each “stop” phase, one team member can hold your tower up.

Last phase your tower has to stand alone (meaning no one can hold it up).




# First Planning time

You have one minute to talk and plan your first round.

You can take the tinker toys out, but **NO building yet**

Choose a leader-- they will remain the leader through the next rounds.



# Round 1


Counselor will give specific round instructions.

You will have two minutes to build.  
When I say “stop”, put your hands in the air.



# Planning time


You have one minute to talk and plan your next round.



## Round 2


Counselor will give specific round instructions.

You will have two minutes to build.  
When I say “stop”, put your hands in the air.



# Planning time

You have one minute to talk and plan your next round.



# Round 3


Counselor will give specific round instructions.

You will have two minutes to build.  
When I say “stop”, put your hands in the air.



# Planning time

You have one minute to talk and plan your next round.





# Round 4

Counselor will give specific round instructions.

You will have two minutes to build.  
When I say “stop”, put your hands in the air.



# Measure and Review

After 30 seconds, we will measure the tallest towers.

How well did your group work together?

Was it frustrating not being able to talk?

Did you use your team building skills.



# Skills that are Needed for a TEAM

1. **D**etermine common goal (plan together)
2. Be **P**OSITIVE (commit to work together)
3. Others **M**ATTER (be respectful)
4. **S**eek to understand (ask questions, help when needed, non-verbal cues)


College & Career Awareness

Name: \_\_\_\_\_

## teamwork!

Today in College and Career Awareness, we discussed different aspects of working with others as we built the tallest Tinkertoy towers.

1. What are the four elements of teamwork at DPMS?
  - a. \_\_\_\_\_
  - b. \_\_\_\_\_
  - c. \_\_\_\_\_
  - d. \_\_\_\_\_
2. What skill would you like to work on in your next group? \_\_\_\_\_
3. I enjoyed working in a group on this activity. Yes No
4. My group listened to my ideas. Yes No
5. My group valued my ideas. Yes No
6. I listened to the ideas of others. Yes No
7. If there was a disagreement in my group, it was resolved respectfully. Yes No
8. I felt like a valuable member of the group. Yes No
9. I respect my group members. Yes No





**“ALONE WE CAN  
DO SO LITTLE;  
TOGETHER WE  
CAN DO SO MUCH.”**

- Helen Keller

